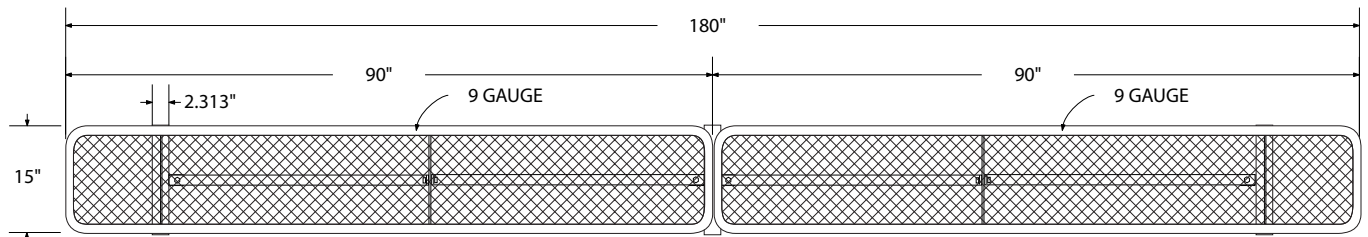


SPEC SHEET: B15XPLP

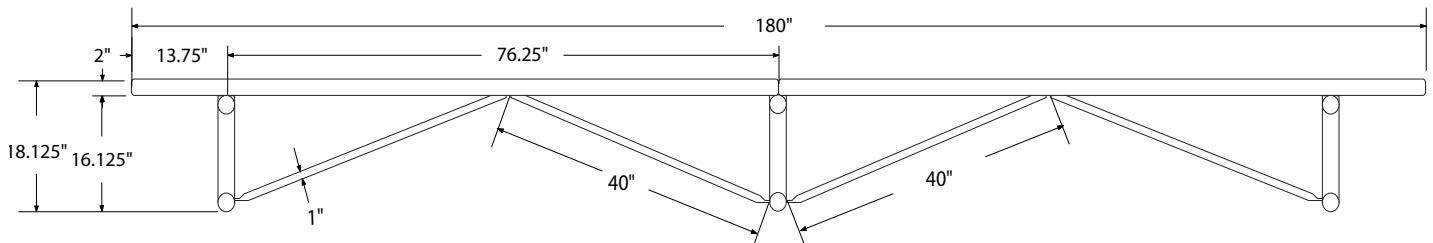
15' STD EXP PLAYER'S BENCH WITHOUT BACK *PORTABLE MOUNT* **Wt. 181 lbs**



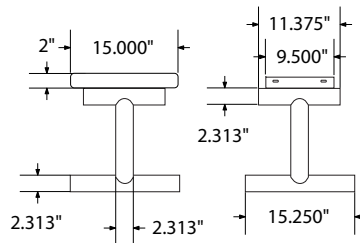
top view



front



side view



product finish



The functional surfaces of our furniture are covered in a copolymer-based thermoplastic powder coating. Thermoplastic is environmentally safe, the coating will never fade, crack, peel, warp, or discolor for the life of the product. Thermoplastic is applied at a thickness of 25-30 mils.



Tubular legs and understructure parts are made from galvanized steel and are finished with black polyester powder coating.

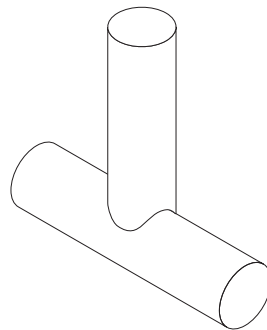
mounting types

P = Portable : no mount

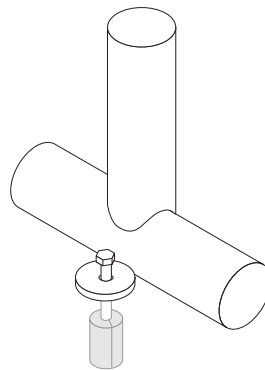
SM = Surface Mount:
concrete anchors
through discs welded
to legs

IG= In-Ground:
J-rods set in concrete
through discs welded
to legs

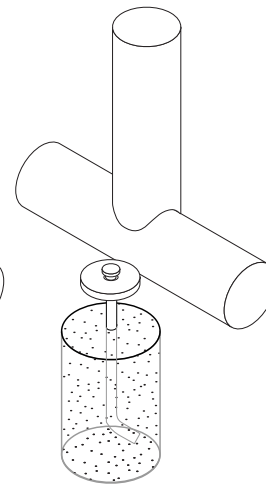
IG= In-Ground
extra long legs



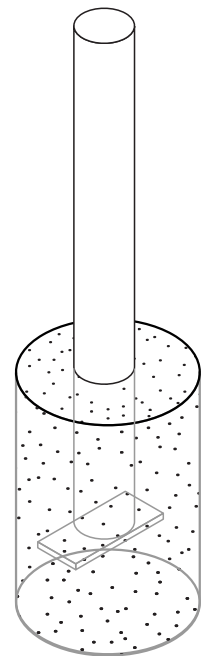
PORTABLE



SURFACE MOUNT



IN-GROUND



IN-GROUND