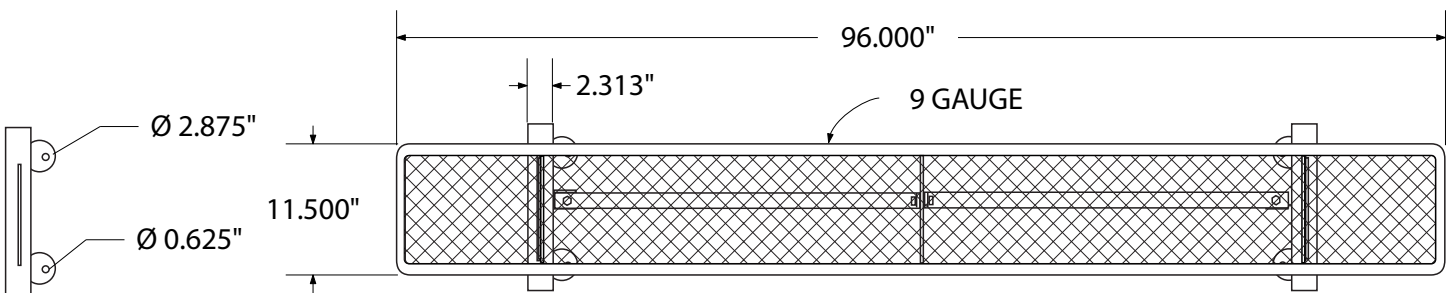


SPEC SHEET: B8XPSM

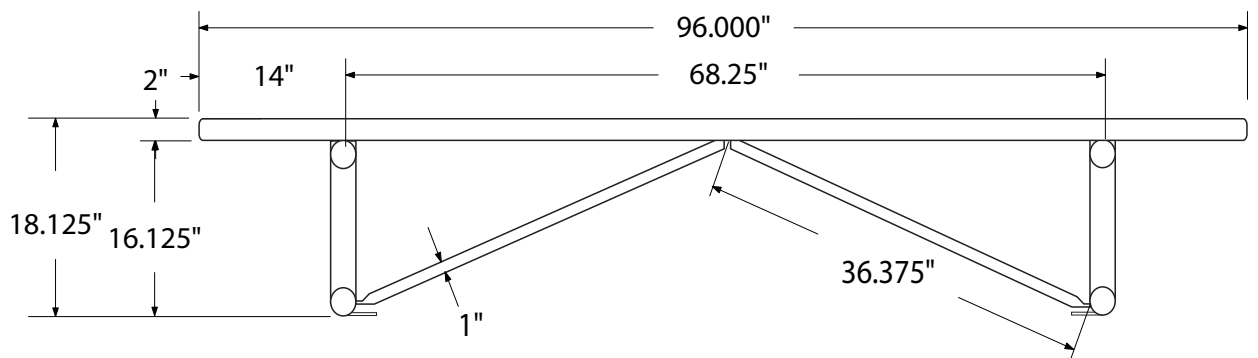
8' STANDARD EXPANDED BENCH WITHOUT BACK SURFACE MOUNT **Wt. 94 lbs**



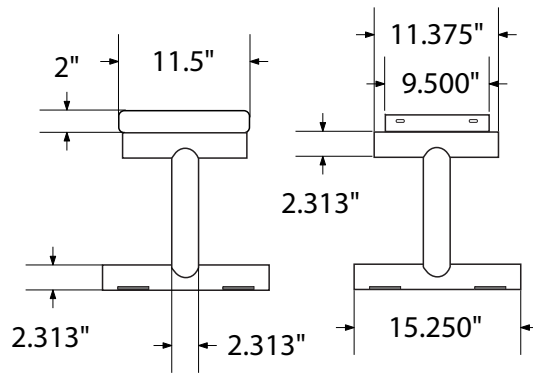
top view



front



side view



product finish



The functional surfaces of our furniture are covered in a copolymer-based thermoplastic powder coating. Thermoplastic is environmentally safe, the coating will never fade, crack, peel, warp, or discolor for the life of the product. Thermoplastic is applied at a thickness of 25-30 mils.



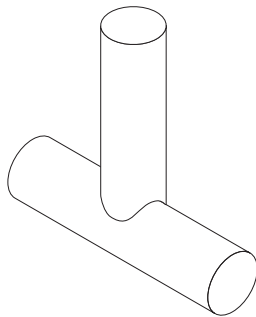
Tubular legs and understructure parts are made from galvanized steel and are finished with black polyester powder coating.

mounting types

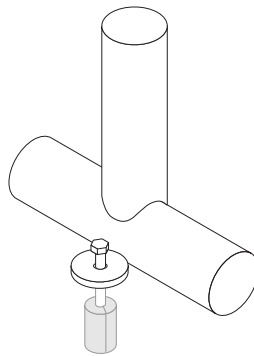
P = Portable : no mount

SM = Surface Mount:
concrete anchors
through discs welded
to legs

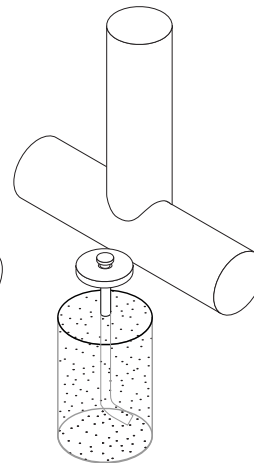
IG= In-Ground:
J-rods set in concrete
through discs welded
to legs



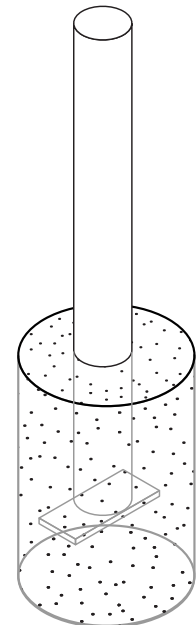
PORTABLE



SURFACE MOUNT



IN-GROUND



IN-GROUND