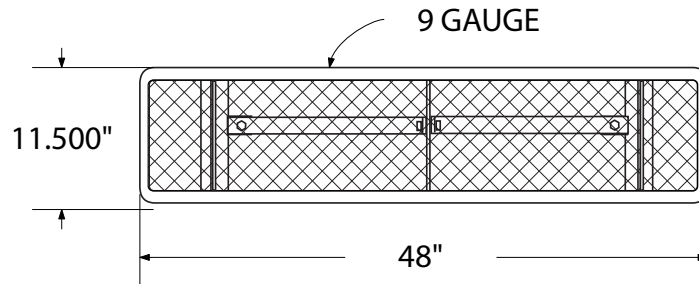


**SPEC SHEET: B4XPIG**

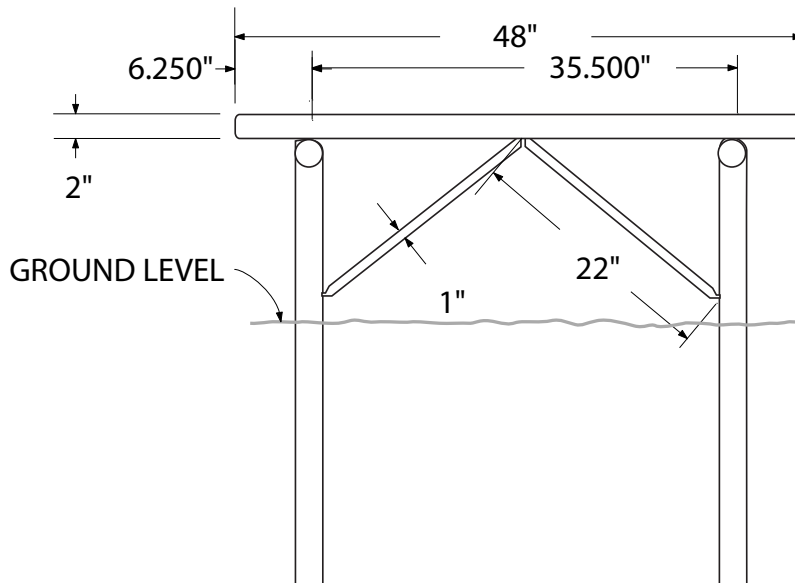
**4' STANDARD EXPANDED BENCH WITHOUT BACK** *IN-GROUND* **Wt. 70 lbs**



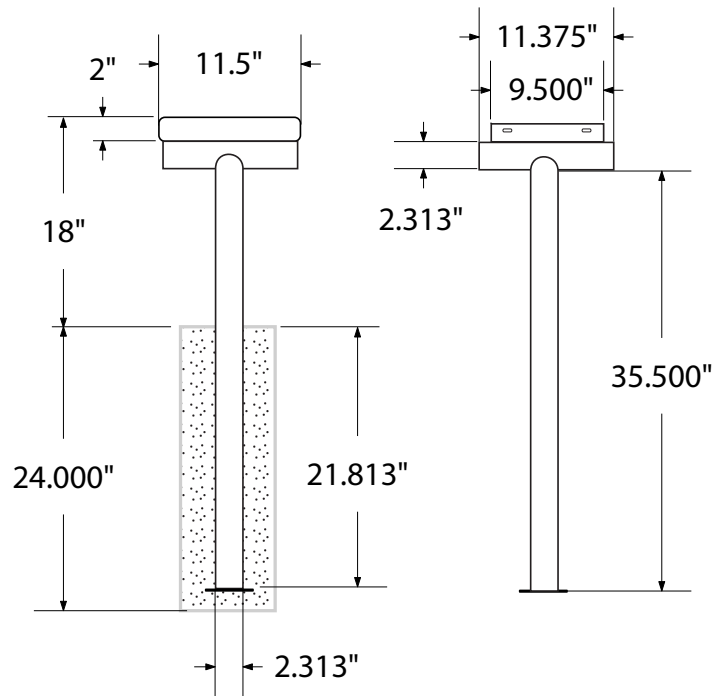
*top view*



*front*



**side view**



**product finish**



The functional surfaces of our furniture are covered in a copolymer-based thermoplastic powder coating. Thermoplastic is environmentally safe, the coating will never fade, crack, peel, warp, or discolor for the life of the product. Thermoplastic is applied at a thickness of 25-30 mils.



Tubular legs and understructure parts are made from galvanized steel and are finished with black polyester powder coating.

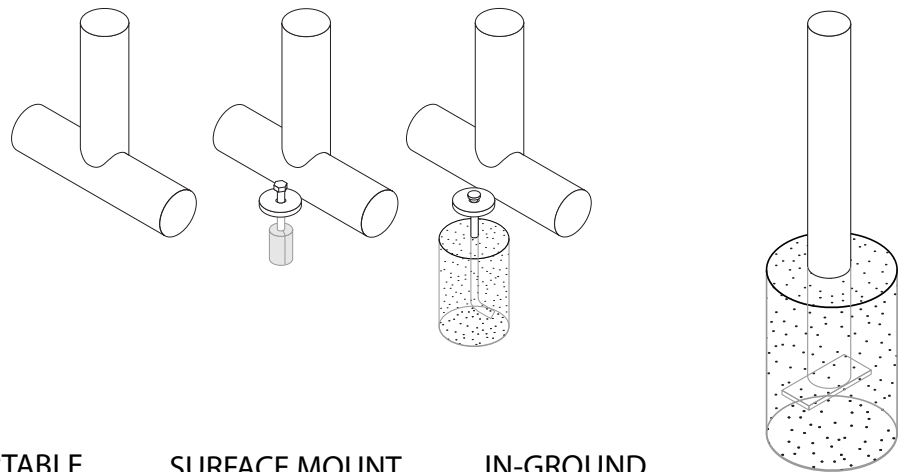
**mounting types**

P = Portable : no mount

SM = Surface Mount:  
concrete anchors  
through discs welded  
to legs

IG= In-Ground:  
J-rods set in concrete  
through discs welded  
to legs

IG= In-Ground  
2nd option extra  
long legs



PORTABLE

SURFACE MOUNT

IN-GROUND

IN-GROUND