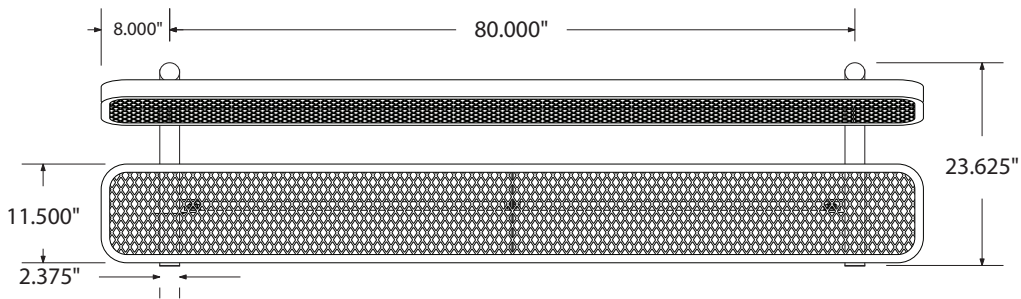


SPEC SHEET: B8WBP

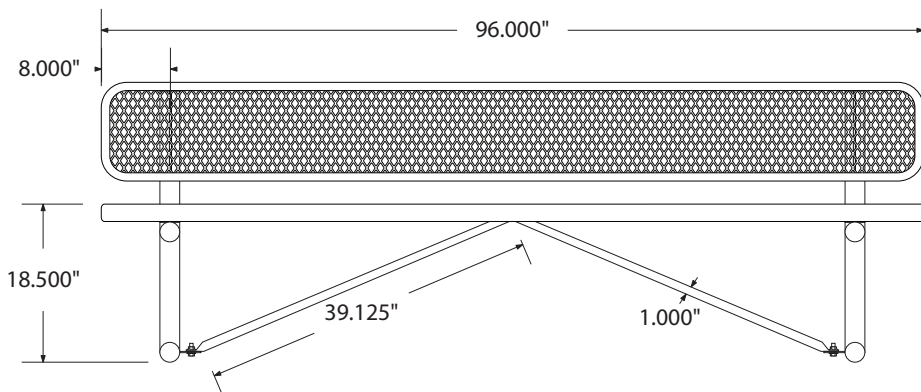
8' STANDARD EXPANDED BENCH W BACK PORTABLE MOUNT **Wt. 180 lbs**



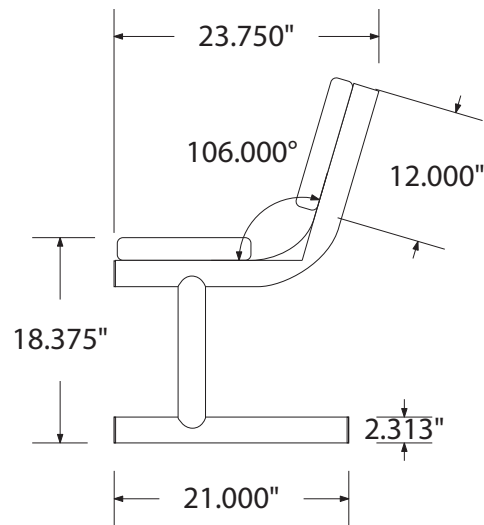
top view



front



side view



product finish



The functional surfaces of our furniture are covered in a copolymer-based thermoplastic powder coating. Thermoplastic is environmentally safe, the coating will never fade, crack, peel, warp, or discolor for the life of the product. Thermoplastic is applied at a thickness of 25-30 mils.



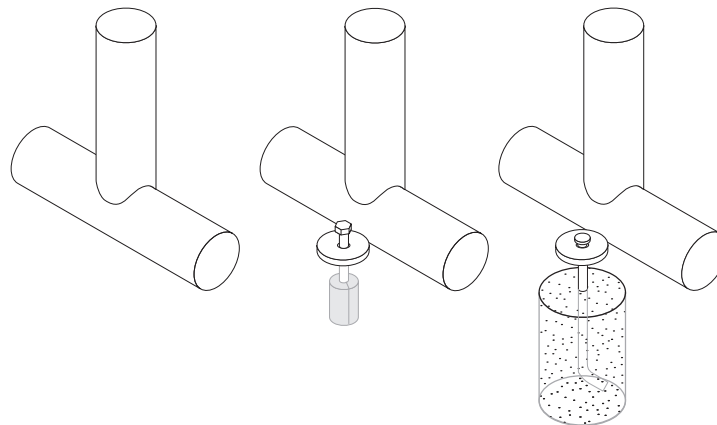
Tubular legs and understructure parts are made from galvanized steel and are finished with black polyester powder coating.

mounting types

P = Portable : no mount

SM = Surface Mount:
concrete anchors
through discs welded
to legs

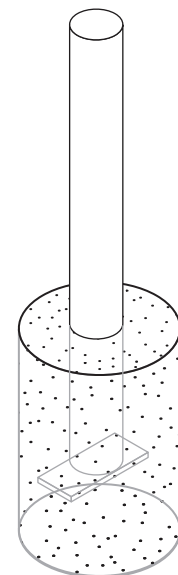
IG= In-Ground:
J-rods set in concrete
through discs welded
to legs



PORTABLE

SURFACE MOUNT

IN-GROUND



IN-GROUND