

SPECS AND INSTALL INSTRUCTIONS

Standard Perforated Metal Picnic Table

SKU:

4' CF-7NB31 6' CF-XVVZH

8'^{ADA}CF-LNDTW 8' CF-YPK6M

10' CF-IJF81 12' CF-SFS84



Product maintenance

Inspect all hardware and fasteners, regularly check that all nuts and bolts are secure. Periodically examine for any signs of vandalism on any of your products thermoplastic surfaces. If any thermoplastic surface is vandalized by spray paint, simply take a rag and a aerosol can of WD40 ® and wipe the spray paint off. If the thermoplastic surface has any cuts simply take an industrial heat gun to the affected area. For regular cleaning use soap and water.

Thermoplastic Coating

Our outdoor furniture is covered in a copolymer-based thermoplastic powder coating. Thermoplastic is environmentally safe, the coating will never fade, crack, peel, warp, or discolor for the life of the product. Thermoplastic has the best adhesion rate of any other process. This keeps the metal base free of any corrosion possibilities. Thermoplastic is applied at a thickness of 25-30 mills. This allows maximum protection with the best possible surface. Thermoplastic can be easily repaired. Cuts are repaired by heating the affected area with an industrial heat gun. The thermoplastic will rebound itself. The properties of thermoplastic also make spray painting difficult for vandals. Simply wash product with a standard industrial cleaner.

Specifications

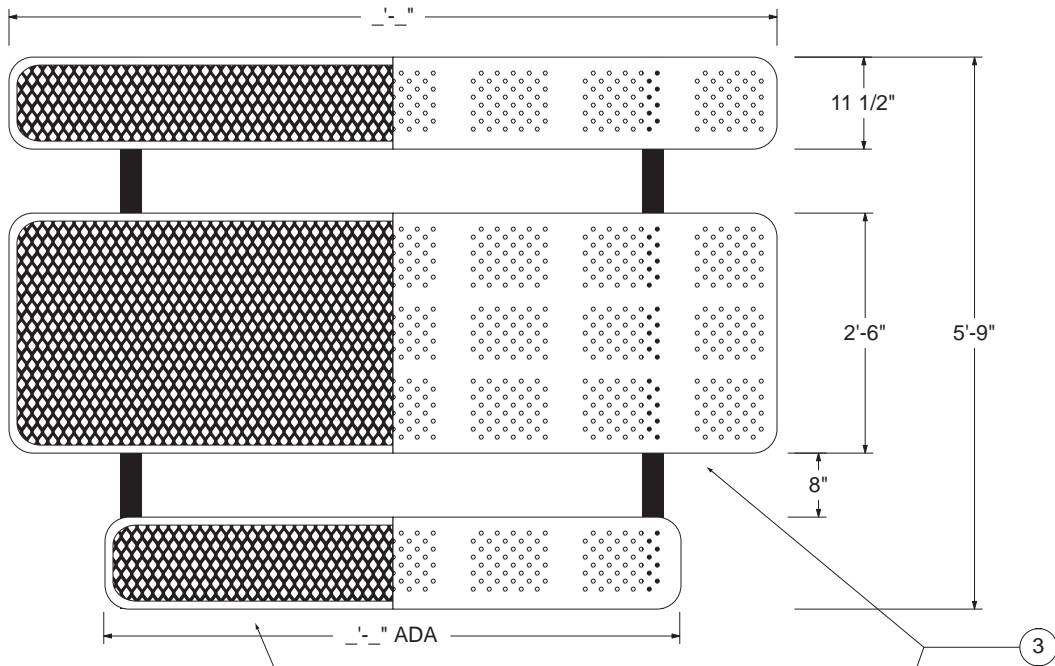
General

All seats and table tops of the listed products above are protected with Thermoplastic coating. Black powder coated galvanized steel legs and support structure. Available in expanded metal and perforated metals. Anti-skateboard tab is also available for all models above.

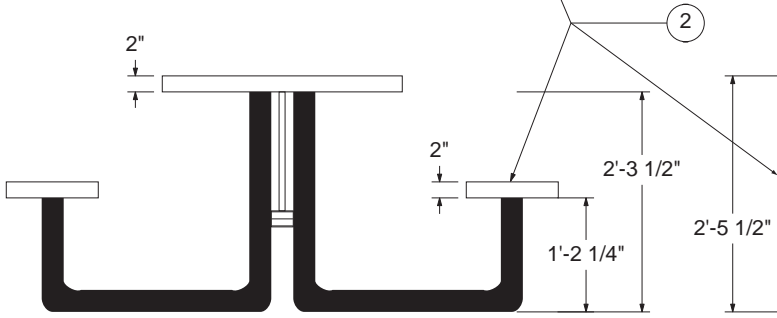
Check for any damaged or missing parts of if you have problems assembling your furniture / equipment please call our Customer Service Representatives.

Standard Picnic Table

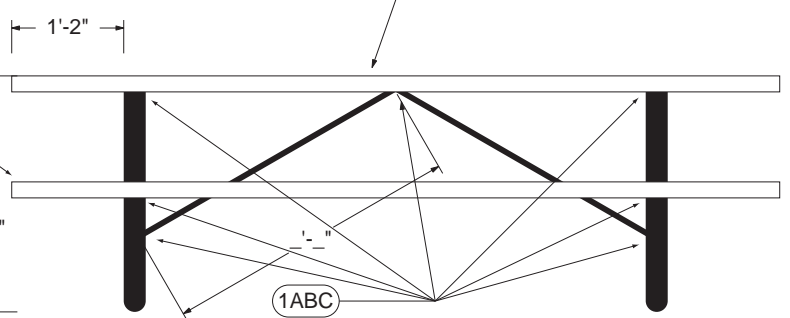
Top view



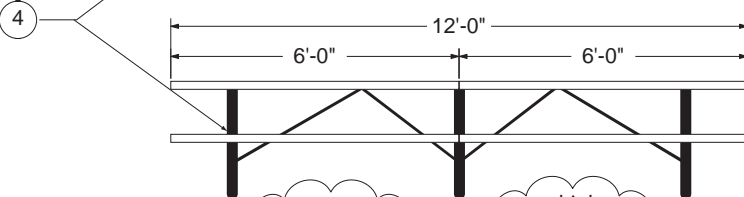
Front View



Side view



12' bench is made up of two 6' benches
scale 1/4" = 1'



cross braces for 12' are comprised of two 6' table braces and two 8' braces

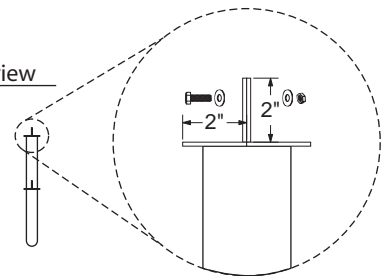
multipluy hardware by 2 and add one extra leg

Center Leg

Front view



Side view



Available Styles



Expanded Metal

Perforated Metal

Quantities (per bench)

1A - 5/16" Hex head bolts	- qty 15
1B - 5/16" Washer	- qty 30
1C - 5/16" Nut	- qty 15
2 - Table seats	- qty 2
3 - Table top	- qty 1
4 - Leg Types (per bench)	- qty 2
5 - Cross braces	- qty 2

Hardware

(A) 5/16" Hex head bolt	
(B) 5/16" Washer	
(C) 5/16" Nut	

scale 1/2" = 1'



