

## SPECS AND INSTALL INSTRUCTIONS

### Standard Perforated Metal Picnic Table

SKU:

---

4' CF-7NB31      6' CF-XVVZH

8'<sup>ADA</sup>CF-LNDTW      8' CF-YPK6M

10' CF-IJF81      12' CF-SFS84



### Product maintenance

Inspect all hardware and fasteners, regularly check that all nuts and bolts are secure. Periodically examine for any signs of vandalism on any of your products thermoplastic surfaces. If any thermoplastic surface is vandalized by spray paint, simply take a rag and a aerosol can of WD40 ® and wipe the spray paint off. If the thermoplastic surface has any cuts simply take an industrial heat gun to the affected area. For regular cleaning use soap and water.

### Thermoplastic Coating

Our outdoor furniture is covered in a copolymer-based thermoplastic powder coating. Thermoplastic is environmentally safe, the coating will never fade, crack, peel, warp, or discolor for the life of the product. Thermoplastic has the best adhesion rate of any other process. This keeps the metal base free of any corrosion possibilities. Thermoplastic is applied at a thickness of 25-30 mills. This allows maximum protection with the best possible surface. Thermoplastic can be easily repaired. Cuts are repaired by heating the affected area with an industrial heat gun. The thermoplastic will rebound itself. The properties of thermoplastic also make spray painting difficult for vandals. Simply wash product with a standard industrial cleaner.

### Specifications

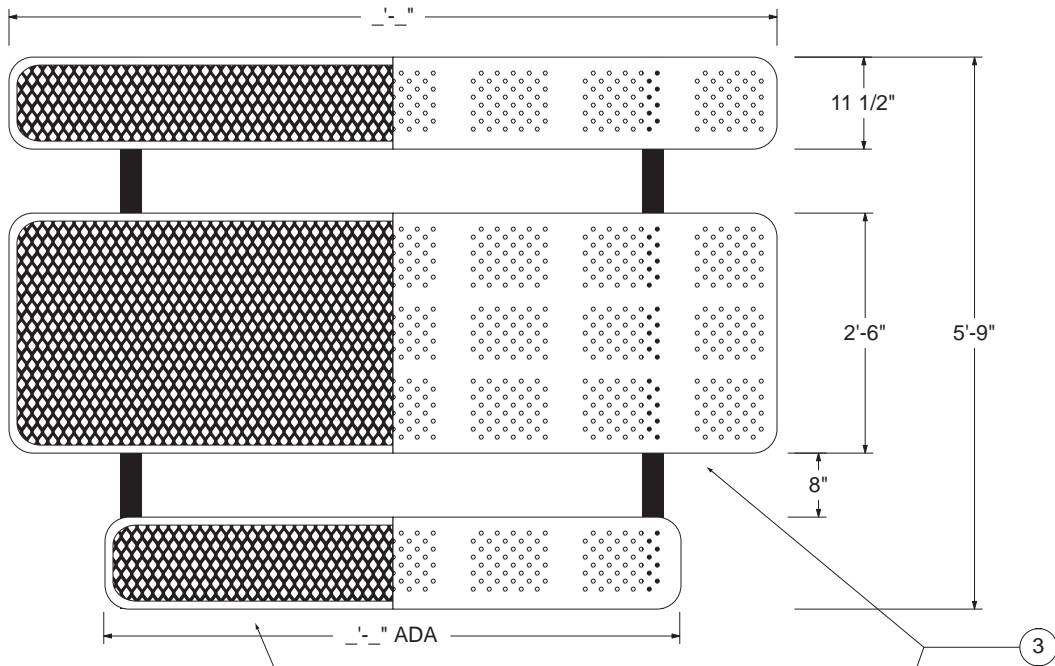
#### General

All seats and table tops of the listed products above are protected with Thermoplastic coating. Black powder coated galvanized steel legs and support structure. Available in expanded metal and perforated metals. Anti-skateboard tab is also available for all models above.

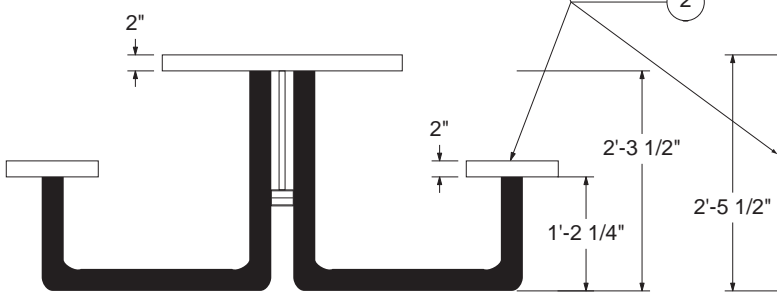
Check for any damaged or missing parts of if you have problems assembling your furniture / equipment please call our Customer Service Representatives.

# Standard Picnic Table

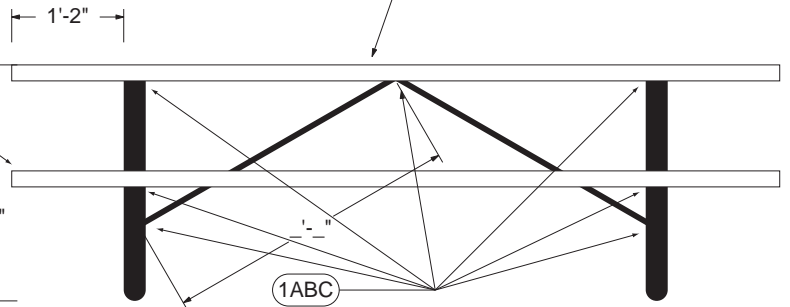
Top view



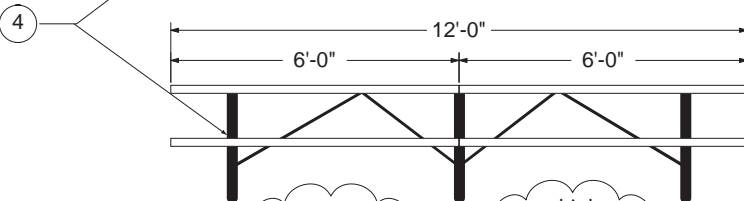
Front View



Side view



12' bench is made up of two 6' benches  
scale 1/4" = 1'



cross braces  
for 12' are comprised  
of two 6' table braces  
and two 8' braces

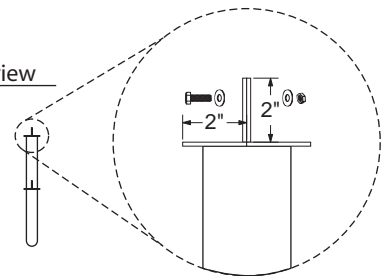
multiply  
hardware by 2  
and add one  
extra leg

## Center Leg

Front view



Side view



## Available Styles



Expanded Metal




Perforated Metal

## Quantities (per bench)

|                           |          |
|---------------------------|----------|
| 1A - 5/16" Hex head bolts | - qty 15 |
| 1B - 5/16" Washer         | - qty 30 |
| 1C - 5/16" Nut            | - qty 15 |
| 2 - Table seats           | - qty 2  |
| 3 - Table top             | - qty 1  |
| 4 - Leg Types (per bench) | - qty 2  |
| 5 - Cross braces          | - qty 2  |

## Hardware

(A) 5/16" Hex head bolt



(B) 5/16" Washer



(C) 5/16" Nut



scale 1/2" = 1'



