

## SPECS AND INSTALL INSTRUCTIONS

### Commercial U-Leg Perforated Metal Park Bench

SKU:

---

4' CF-FRDVX      6' CF-NH0SG

8' CF-5XPUI



### Thermoplastic Coating

Our outdoor furniture is covered in a copolymer-based thermoplastic powder coating. Thermoplastic is environmentally safe, the coating will never fade, crack, peel, warp, or discolor for the life of the product. Thermoplastic has the best adhesion rate of any other process. This keeps the metal base free of any corrosion possibilities. Thermoplastic is applied at a thickness of 25-30 mils. This allows maximum protection with the best possible surface. Thermoplastic can be easily repaired. Cuts are repaired by heating the affected area with an industrial heat gun. The thermoplastic will rebind itself. The properties of thermoplastic also make spray painting difficult for vandals. Simply wash product with a standard industrial cleaner.

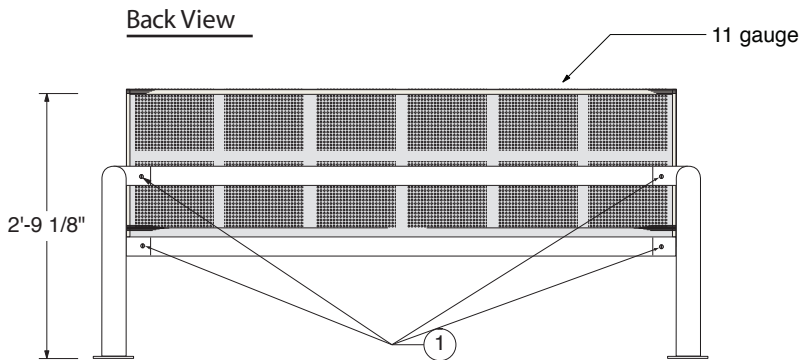
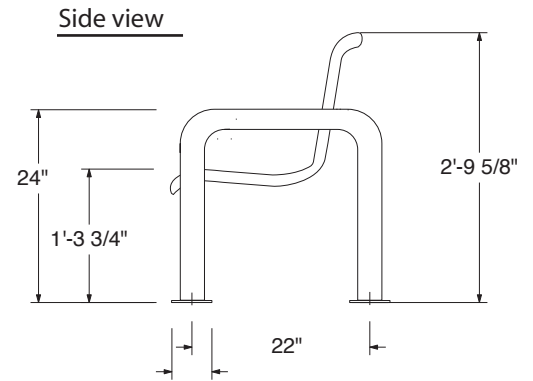
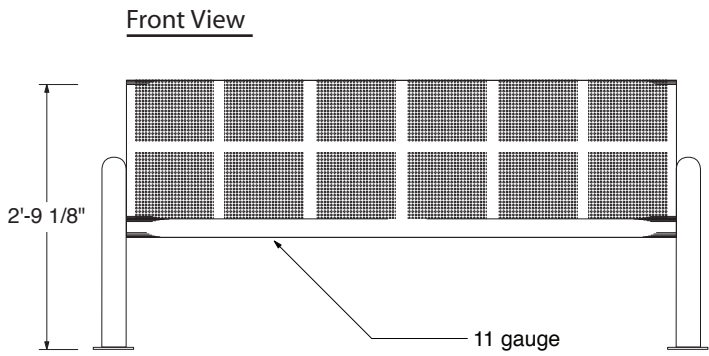
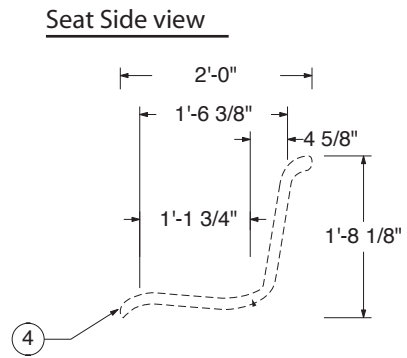
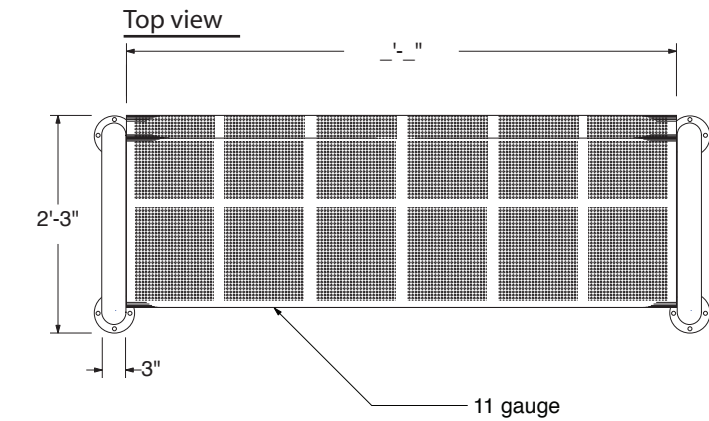
### Specifications






#### General

All of the listed products above are protected with Thermoplastic coating. Predrilled holes for surface mounting. Cast iron legs. Signature series customized benches have four optional areas for text and graphics.

Check for any damaged or missing parts of if you have problems assembling your furniture / equipment please call our Customer Service Representatives.

# Roll Formed Bench (Wire, Perforated)

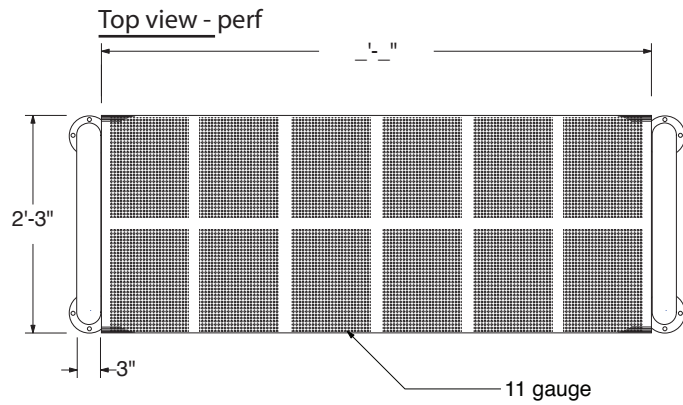


Available Styles	Quantities (per bench)	Hardware
 Perforated  Wire	1A - Machine Bolt - qty 4 1B - 5/16" Washer - qty 4 1C - 5/16" Nut - qty 4 2 - Steel Bench Leg w/o Back - qty 2 3 - 11 Gage Steel Bench Seat w Back - qty 1 4 - Steel Bench Leg bar - qty 2	(A) 5/16" Machine head  (B) 5/16" Washer  (C) 5/16" Nut 

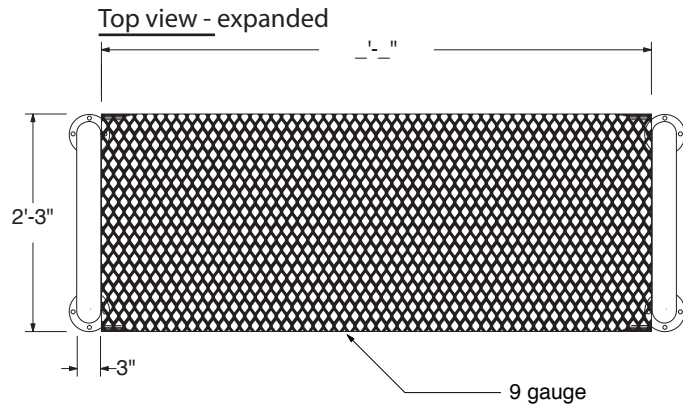
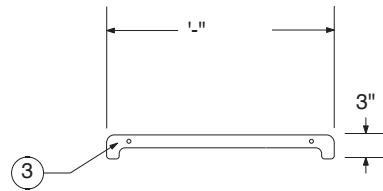
scale 1/2" = 1'



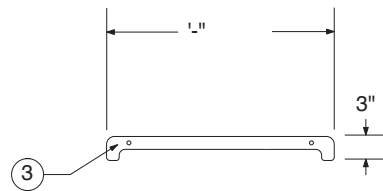
# Roll Formed Bench without Back (Perforated, Expanded, Wire)



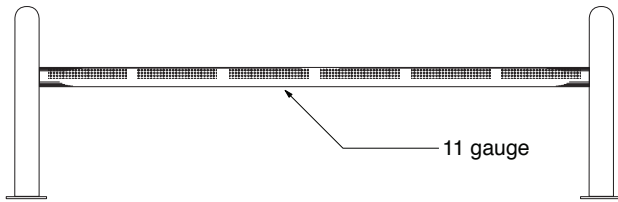
Seat Side view



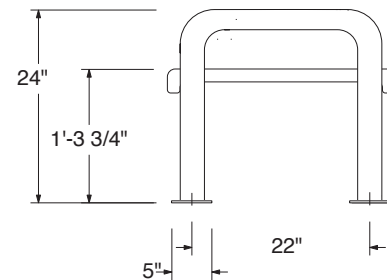
Seat Side view



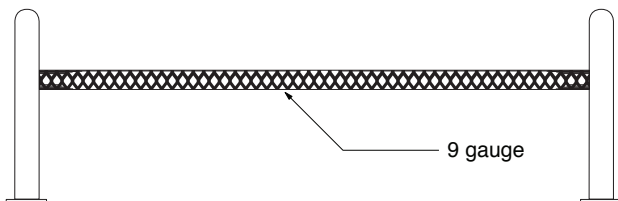
Front View - perf



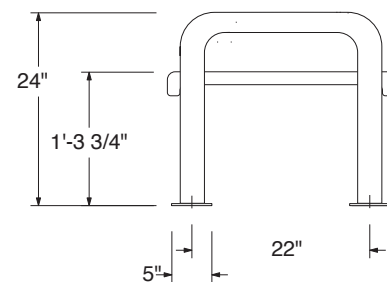
Side view



Front View - expanded



Side view



## Available Styles



Expanded Metal



Perforated



Wire

## Quantities (per bench)

1A - Machine Bolt	- qty 4
1B - 5/16" Washer	- qty 4
1C - 5/16" Nut	- qty 4
2 - Steel Bench Leg w/o Back	- qty 2
3 - 11 Gage Steel Bench Seat w/o Back	- qty 1
4 - Steel Bench Leg bars	- qty 2

## Hardware

Ⓐ 5/16" Machine head

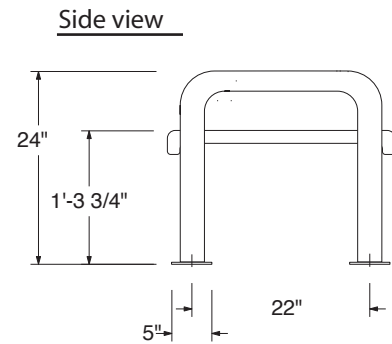

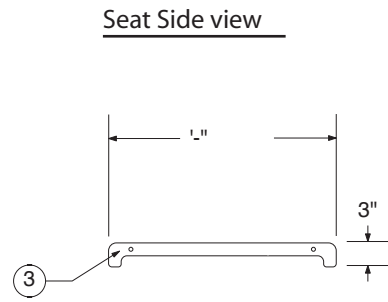
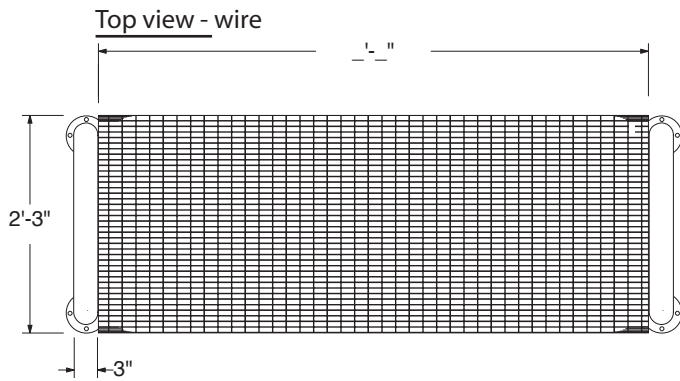
Ⓑ 5/16" Washer







Ⓒ 5/16" Nut

scale 1/2" = 1'



# Roll Formed Bench without Back (Perforated, Expanded, Wire)



Available Styles	Quantities (per bench)	Hardware
 Expanded Metal	1A - Machine Bolt - qty 4 1B - 5/16" Washer - qty 4 1C - 5/16" Nut - qty 4	(A) 5/16" Machine head 
 Perforated	2 - Steel Bench Leg w/o Back - qty 2 3 - 11 Gage Steel Bench Seat w/o Back - qty 1 4 - Steel Bench Leg bars - qty 2	(B) 5/16" Washer 
 Wire		(C) 5/16" Nut 

scale 1/2" = 1'

